

DATA SHEET

ARUBA AIRWAVE

Multivendor, on-premises campus network management

Aruba AirWave is a versatile network management system (NMS) for enterprise campus wired, wireless, and remote connectivity. Supporting a wide range of features such as zero-touch provisioning, enhanced client visibility, traffic analysis, reporting and multivendor integration, AirWave is ideally suited to manage Aruba and third-party network devices.

Deployed as a purpose-built hardware or virtual machine image, each AirWave server supports up to 4,000 network devices (access points, switches, and controllers).

For organizations with the need for more flexible services, higher scale and performance, learn about the next generation management capabilities of **Aruba Central**, an AI-powered network operations, analytics and security solution that can be deployed in the cloud or on-premises.

STREAMLINED CONFIGURATION AND DEPLOYMENT

AirWave utilizes configuration groups, assigned templates, and step by step workflows to simplify device configuration. Entire config files can be imported, compared, assigned and archived. Modifying and using smaller segments of configuration files across groups of devices is also supported.

These capabilities allow IT to quickly add, modify and deploy devices across distributed locations, while saving time and minimizing mistakes. Aruba's Zero-Touch Provisioning (ZTP) can be used to automatically push configuration files to devices to further simplify the deployment process. Integrated auditing is also provided for security and change management.

CONTACT TRACING AND LOCATION TRACING

Historical Wi-Fi location data from AirWave can be exported, analyzed, and displayed using Aruba Central or a third-party data analysis tool. This includes simple search queries can be run on a per-client basis to identify nearby clients and contact duration. This is intended to expediently provide data for appropriate enterprise and public health entities to manage and counteract potential COVID-19 outbreaks.

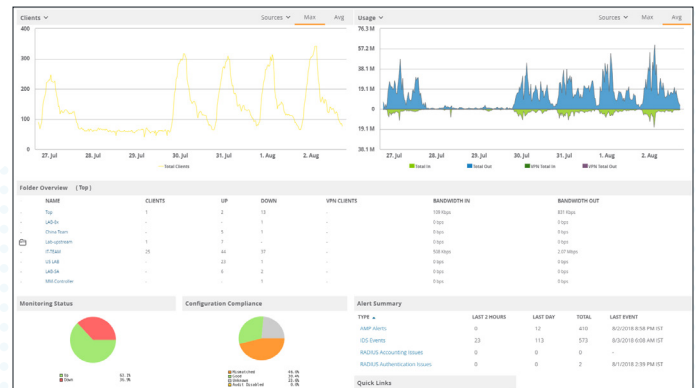


Figure 1: Aruba AirWave Dashboard

KEY FEATURES

- WLAN, wired LAN, and VPN management
- Zero touch provisioning
- Contact tracing and location tracing
- User and application visibility and control
- Wi-Fi connectivity health analytics
- Physical and virtual appliance options
- Multivendor and 3rd party integration

To expand location accuracy, the Bluetooth radio within Aruba APs can be used as Bluetooth tags or as Bluetooth hubs when deployed as part of Aruba Meridian. For more details, please learn about **Hybrid Workplace** solutions.

This feature is available as an extension through Aruba Central, and is included as part of Aruba's business continuity and recovery special program offers. Please contact your Aruba sales representative for consultation and support.

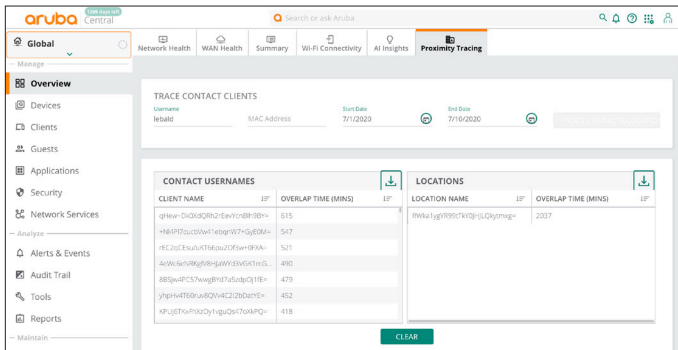


Figure 2: Proximity Tracing

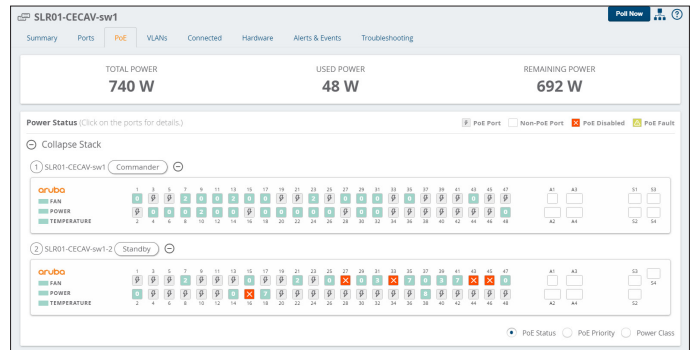


Figure 3: Aruba AirWave Switch Faceplate View

REAL-TIME VISIBILITY AND CONTROL

AirWave provides detailed health and analytics dashboards to monitor critical applications and services, including:

- **Network Health** – used to view client usage, monitoring and configuration compliance, alert summaries and other selected statistics.
- **Traffic Analysis** – helps to monitor application usage and policy enforcement across the entire network. Tracks web categories, client destinations and relative trust levels. Details are displayed by network, roles, device type and users.
- **UCC Analytics** – a consolidated view of how VoIP applications are performing displays MOS scores, and potential RF performance and capacity issues.

For detailed device visibility, simply click a chart or graph to drill-down from any network level view, or locate and select a device for a configuration summary and details on connected clients, neighbors, alerts and related events.

When looking at switch information, additional visibility into key values of individual and stacked switches is provided. This includes port status, PoE consumption, VLAN assignment, device and neighbor connections, power status and trends, alerts and events and which troubleshooting actions can be performed.

COMPREHENSIVE MANAGEMENT AND TROUBLESHOOTING

Role-Based Access, Discovery and Topology

AirWave utilizes a role-based model for administrative access.

Multiple combinations of access and management rights can be assigned as needed. AirWave allows IT to protect the environment and provides the ability to tailor administrative access based on assigned scope and responsibilities.

AirWave also discovers and maps devices across the entire environment, including those with distributed locations. The resulting topology map shows upstream relationships between APs, controllers and switches in order to assess the impact on related devices and clients, and to isolate root cause of issues.

Stage-based Connectivity Health

A reliable connection is the foundation of a successful user experience. AirWave monitors the connectivity of clients, to proactively help identify and resolve issues. Data points include client association, as well as network authentication and DHCP metrics.

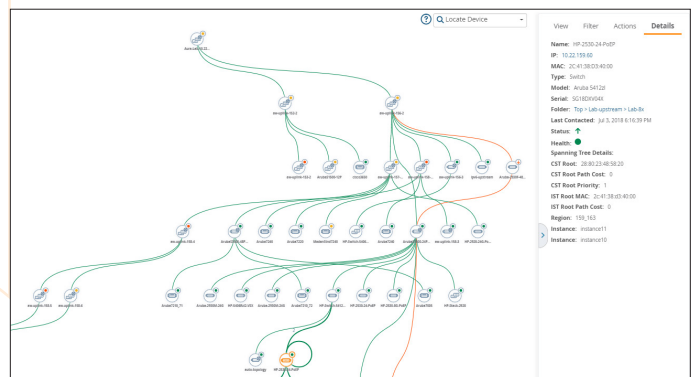


Figure 4: Aruba AirWave Topology View

VisualRF for Wi-Fi Visibility & Management

Real-time views of actual floorplan maps make it easy to see RF coverage issues, location of all access points, and possible interference points. The result is a comprehensive view of how the network is performing, and potential trouble spots.

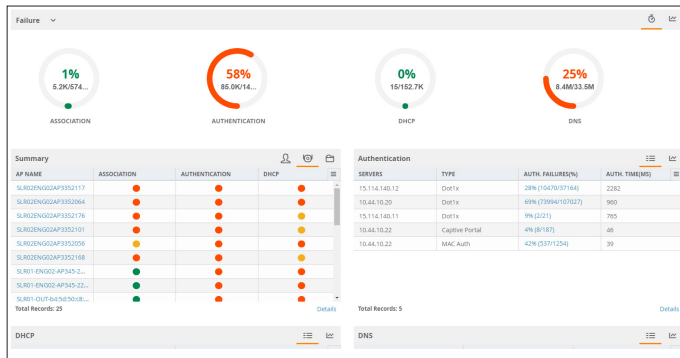


Figure 5: Aruba AirWave Connectivity Health

The AirWave Central Ready appliance is designed for investment protection. Providing the enhanced performance, storage, and interface requirements to support either AirWave or the planned Aruba Central on-premises deployment option.

AirWave virtual deployments are supported on VMware and Microsoft Hyper-V host hyper visors.

GOVERNMENT-GRADE CERTIFICATIONS

AirWave is highly secure, and has achieved the Federal Information Processing Standard (FIPS) Publication 140-2 validation, a government level computer security standard for cryptographic modules (Certificate #2577). See [detailed security documentation](#) for more information.

Selectable overlays show client health, traffic thresholds, UCC performance and channel utilization to quickly diagnose client, building, floor or location specific issues.

VisualRF also provides the ability to capture and playback physical movement of devices and clients within locations to isolate and troubleshoot those challenging intermittent mobility issues.

RAPIDS for Intrusion Detection

AirWave utilizes Aruba's Rogue AP Intrusion Detection Service (RAPIDS), to identify and resolve issues caused by rogue access points, and clients.

Wired and wireless data is correlated to identify relevant threats, while reducing false positives to strengthen network security. RAPIDS includes:

- Summary Data – percentage of device classification and acknowledgments, and device counts by type.
- Lists & Events – concise summaries of devices by type and events by severity, category and scope.
- Rules Engine - easily define and edit wireless, wired, and controller properties to detect rogues, classifications and threat levels.

Firmware Upgrade & Compliance

An advanced image upgrade and compliance module, makes it easy to update firmware by device type or version group, split download images, and schedule updates during off hours to minimize the impact during peak operations.



Category	Pro Appliance	Pro Appliance (Gen10)	Central Ready Appliance
Appliance Specifications			
CPU	8-core 2.6 Ghz HPE DL360 Gen9 E5-2640v3	8 Core Intel Xeon-S 4110 @ 2.10 Ghz - HPE DL360 Gen10	2 20-core Intel Xeon-G 6138 @ 2.0 GHz - HPE DL360 Gen10
Memory	48GB	48GB	512GB
Storage	6 300GB 12G SAS 15K 2.5in SC ENT HDD	6 300GB SAS 15K SFF SC DS HDD	4 1TB SSD HDD (2 TB in RAID 10)
Appliance Scalability			
Maximum Managed Devices	1,500	1,500	4,000
Power			
Power	500W FS Plat Hot Plug Power Supply	500W FS Plat Hot Plug Power Supply	500W FS Plat Hot Plug Power Supply
Power Supply	Optional redundant power supply	Optional redundant power supply	Optional redundant power supply
AC Input Voltage	110/220 VAC Auto-Selecting	110/220 VAC Auto-Selecting	110/220 VAC Auto-Selecting
AC Input Frequency	50/60 Hz Auto-Selecting	50/60 Hz Auto-Selecting	50/60 Hz Auto-Selecting
Physical			
Rackmount	1U SFF Easy Install Rail 1U Cable Management Arm	1U SFF Easy Install Rail 1U Cable Management Arm	1U SFF Easy Install Rail 1U Cable Management Arm
Dimensions (H x W x D)	1.7 x 17.1 x 27.5 inches (4.32 x 43.47 x 69.85 cm)	1.7 x 17.1 x 27.5 inches (4.32 x 43.47 x 69.85 cm)	1.7 x 17.1 x 27.8 inches (4.29 x 43.46 x 70.7 cm)
Weight	33.3 lb. (15.31 kg) max	33.3 lb. (15.31 kg) max	35.9 lb. (16.27 kg) max
HP SmartDrives	8 + 2 SFF/4 LFF max, HDD/SSD	8 + 2 SFF/4 LFF max, HDD/SSD	4 LFF SAS/SATA/SSD 8 or 10 SFF SAS/SATA/SSD
Networking	4 x 1GbE embedded + FlexibleLOM slot	4 x 1GbE embedded + Flexible LOM slot or HPE FlexFabric 10Gb 4-Port 536FLR-T Adapter	2 x 10GbE and 4 x 1GbE embedded + Flexible-LOM slot
VGA/serial/USB ports	Front VGA opt, rear VGA standard, and serial opt., 5 USB 3.0	Front VGA opt, rear VGA standard, and serial opt., 5 USB 3.0	Front VGA opt, rear VGA standard, and serial opt., 5 USB 3.0, iLO Remote Mgmt, MicroSD Slot
Industry compliance	ASHRAE A3 and A4, lower idle power	ASHRAE A3 and A4, lower idle power	ASHRAE A3 and A4, lower idle power
Warranty			
Hardware	1 year parts	1 year parts	1 year parts
Software	90 days	90 days	90 days



ORDERING INFORMATION

Part Number	Description
JW546AAE	Aruba LIC-AW Aruba AirWave with RAPIDS and VisualRF 1 Device License E-LTU
JW558AAE	Aruba AW-25-FR AirWave 25 Device Failover License E-LTU
JW559AAE	Aruba AW-50-FR AirWave 50 Device Failover License E-LTU
JW560AAE	Aruba AW-100-FR AirWave 100 Device Failover License E-LTU
JW561AAE	Aruba AW-200-FR AirWave 200 Device Failover License E-LTU
JW562AAE	Aruba AW-500-FR AirWave 500 Device Failover License E-LTU
JW563AAE	Aruba AW-1000-FR 1000 AirWave Device Failover License E-LTU
JW564AAE	Aruba AW-2500-FR 2500 AirWave Device Failover License E-LTU
JW565AAE	Aruba AW-EXF1-50 AirWave 50 Device Failover Expansion License E-LTU
JW566AAE	Aruba AW-EXF1-2500 AirWave 2500 Volume Failover Expansion License E-LTU
JW567AAE	Aruba AW-CONDUCTOR AirWave Conductor Console License E-LTU
JX918A	Aruba AirWave DL360 Professional Edition Hardware Appliance
R3W19A	Aruba AirWave Pro Gen 10 Hardware Appliance
R1Q04B	Aruba Central Ready AirWave 8 Appliance
JZ076AAE	Aruba AW-VA-GLASS AirWave Virtual Appliance for Centralized Monitoring E-LTU
R1T38A	Aruba DL360 Gen10 500W Spare PSU